

CENTRAL PRIME

Q2
2026
PRACTICAL
COMPLETION

TO LET

NEW INDUSTRIAL & WAREHOUSE DEVELOPMENT
DELIVERING A 71,536 SQ.FT SELF-CONTAINED UNIT
WITHIN THE HEART OF PARK ROYAL.

17 Western Road, Park Royal, London NW10 7LT



centralprime.co.uk

HILLWOOD
A PEROT COMPANY

Goya
urban warehouse
development

CENTRAL PRIME

Park Royal

Industrial & Warehouse Development

Central Prime, Park Royal is a new last mile logistics warehouse delivering a 71,536 sq.ft self-contained unit within the heart of Park Royal.

Located on Western Rd, the unit is less than a mile from the A40 Western Rd and 1 mile from the A406 North Circular Road, making Central Prime perfectly positioned for urban logistics within London's most prestigious and strategic industrial location. The unit is also positioned well for public transport, with North Acton and Park Royal underground stations a short walk away, as well as 5 bus routes within a minute's walk of the unit.

The scheme will be developed to the highest specification and green credentials, including net zero carbon emissions.

- 71,536 HQ Logistics Warehouse
- 1.048 acre yard
- BREEAM Excellent.
- Unit finished to the highest specification, including shower/changing facilities, roof terrace with kitchenette for entertainment, HQ style entrance foyer, and fully fitted offices.
- Fully self-contained site.
- Occupiers benefit directly from photovoltaic panels on all units.
- Planning granted for use classes B1(c), B2, B8.



PRIME Position

Central Prime is located in the heart of Park Royal, London's most strategic industrial and logistics location.

CENTRAL LONDON

OLD OAK COMMON STATION

NORTH ACTON STATION

CENTRAL PRIME

TUBE LINE

A40

TUBE LINE

PRIME Flexible Unit

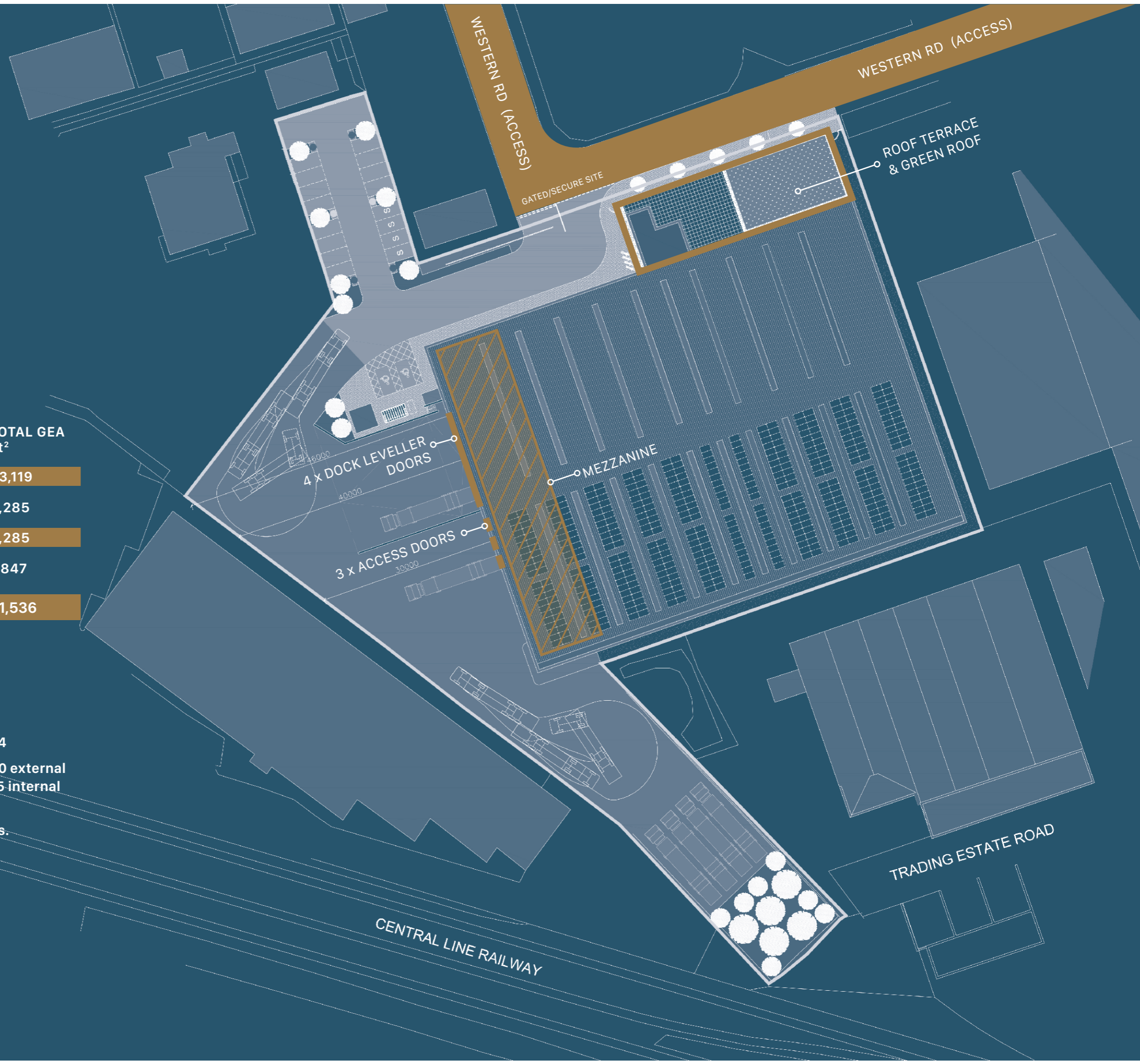
Innovative, sustainable design

- 71,536 sq.ft self-contained unit
- Yard size of 1.048 acres // 45,652 sq ft

SELF-CONTAINED UNIT	TOTAL GEA ft ²
GROUND FLOOR WAREHOUSE	53,119
FIRST FLOOR OFFICE	5,285
SECOND FLOOR OFFICE:	5,285
WAREHOUSE MEZZANINE	7,847
TOTAL	71,536

Dock Leveller doors	4
Access Level Doors	3
HGV Parking spaces	4
Car Parking spaces	24
Cycle Park:	30 external 15 internal

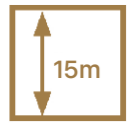
Planted roof terrace with kitchenette over offices.
Gated/Secure Site.





PRIME Specification

The development will also have the Goya green credentials and superior specification, with the buildings designed to perform for all occupiers.



Minimum 15m Clear Internal Height (23m internal height to apex)



50KN m2 floor loading (15 KN m2 floor loading to mezzanine).



Secure Yard with 4/m max yard depth (yard 1.048 acres total).



CAT A Offices



Lift to offices



Office roof terrace plus kitchenette



15% Roof Lights to ensure Natural Light to Warehouse



Allocated Car Parking (24 spaces)



Allocated Cycle Parking (45 spaces)





Electric Access & dock level doors



1 ton goods lifts to mezzanine



LED Lighting to Offices



Eco Initiatives



BREEAM Excellent



EPC A+



Electric Car Charging Points



PV panelling to roof



Ground & Air Source Heat Pumps for Office heating/cooling



Planted Roof Terrace



Bio-diversity Enhancements



Thermal insulation and airtightness in excess of Building Regulations

SAVINGS OF
£1.27 PSF**
PER ANNUM



**Saving based on the energy saving specification including PV panels, carbon savings, and GSHP & ASHP used at their maximum capacity when compared to a 15 year old building of a similar size. WiredScore: a supplementary specification note is available upon request.

PRIME Capacity

**RACKING
LAYOUTS
DOWNLOAD HERE**

**WAREHOUSE
CUBIC CAPACITY
860,000 ft³**

**MEZZANINE: ABILITY
TO PROVIDE FURTHER
RACKING AND STORAGE.**

PALLET SPACE COMPARISON

Central Prime 15m CIH: Pallets: 12,312
Building of 12.5m CIH: Pallets: 9,576
(28.57% decrease)
Building of 10m CIH: Pallets: 8,208
(50% decrease)
Building of 8m CIH: Pallets: 5,472
(125% decrease)

*pallet calculations based on narrow aisle L1 pallet sizes of 1.8mx1.2m

PRIME Viewing

This unit provides prominence to be proud of on the A40 (west and eastbound) with approximately 65,000 vehicular movements daily, and 23.8 million vehicles annually. That's a lot of eyes on one building!



—
23.8 M
VEHICLES
PER ANNUM
—

PRIME COMMUTING



PRIME LOCATION

Central Prime, 17 Western Road, London NW10 7LT

The property sits on Western Road, which links Park Royal Road and Coronation Road providing access to the North Circular Road and the A40 Western Road within a mile of the unit. North Acton and Park Royal Underground Stations are a 15 minute walk from the property, providing regular services on the Central and Piccadilly Lines.

There are also regular bus services from Park Royal Road or the neighbouring Asda that serve destinations such as Stonebridge Park, Golders Green, Wembley, Willesden, White City, Kensal Rise, Queens Park, Harlesden, Finchley Rd, Kilburn and Alperton direct.

ROAD

A40 Western Rd:	0.8 miles / 3 mins
A406 North Circular:	1.1 miles / 5 mins
Central London:	4.5 miles / 20 mins
M25 (junction 1A Denham):	12.4 miles / 20 mins
M1 (Staples Corner):	4.5 miles / 12 mins

AIR

London Heathrow	13 miles / 20 mins
London Luton	30 miles / 40 mins
London Gatwick	56 miles / 60 mins



FROM NORTH ACTON STATION (CENTRAL LINE)

Bond Street	19 mins
Shepherds Bush	8 mins
White City	6 mins
Bank	29 mins

FROM PARK ROYAL (PICCADILLY LINE)

Hammersmith	14 mins
Piccadilly Circus	31 mins
Heathrow	37 mins

Agents



Will Norman | 07796 774436
wn@cogentre.co.uk

Marco Baio | 07752 473964
mb@cogentre.co.uk



Heather Harvey-Wood | 07917 423467
Heather.Harvey-Wood@cushwake.com

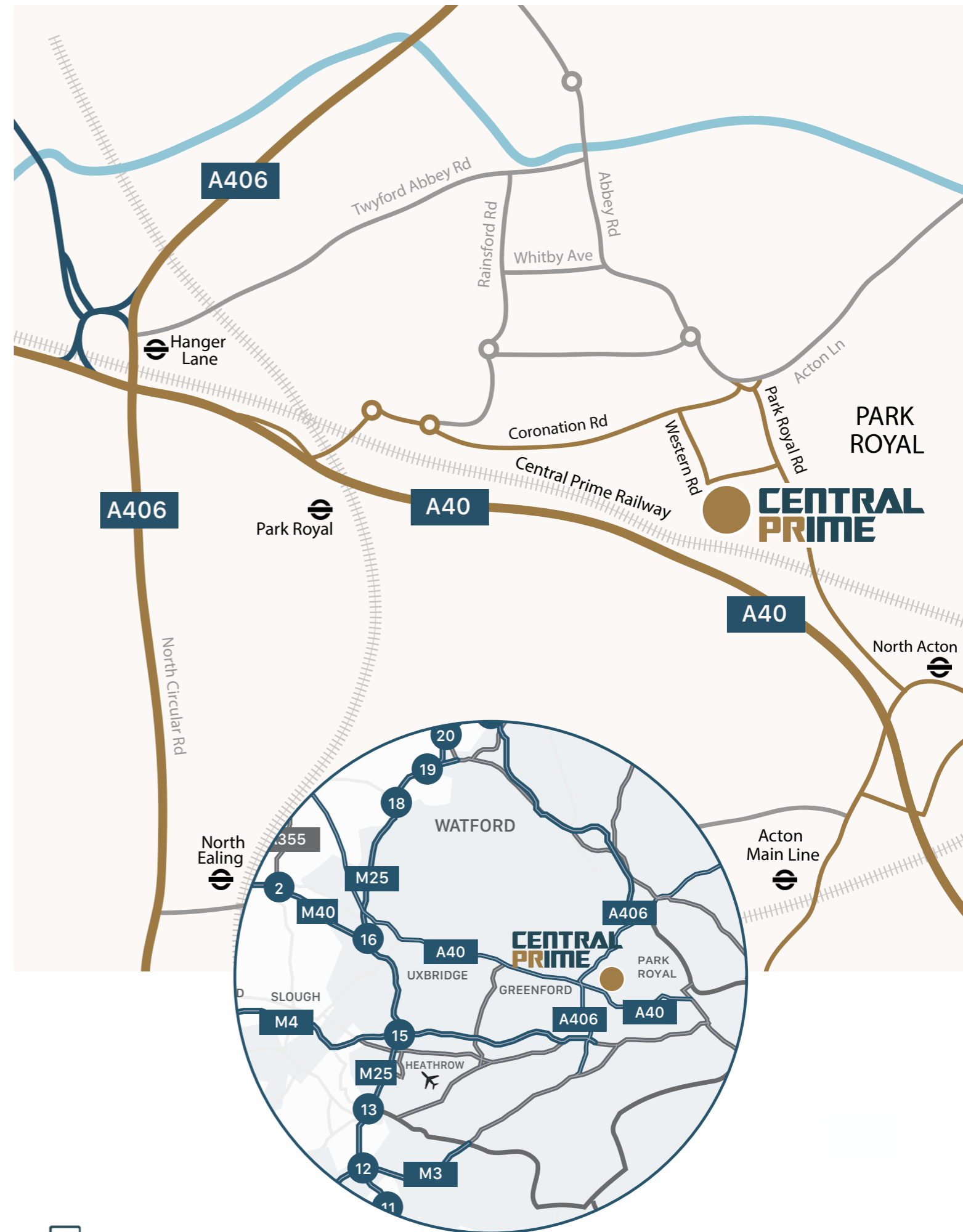
Patrick Mooney | 07920 451369
Patrick.mooney@cushwake.com

Alex Doyle | 07826 537141
Alexander.Doyle@cushwake.com



Richard Flood | 07754 674 580
rflood@lsh.co.uk

Joe Skinner | 07739 973929
jskinner@lsh.co.uk



///ticket.only.amused
SAT NAV: NW10 7LT

